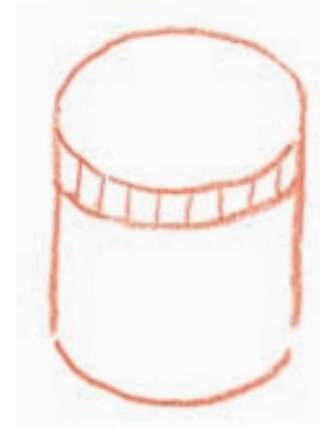



Presents with love

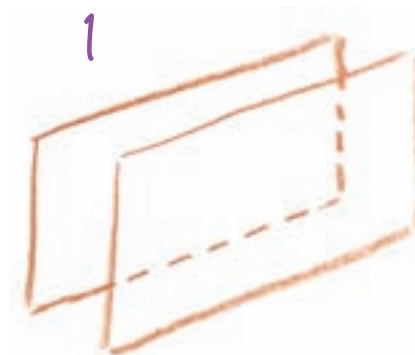


It is very important to the fairies that the gifts are perfectly wrapped.

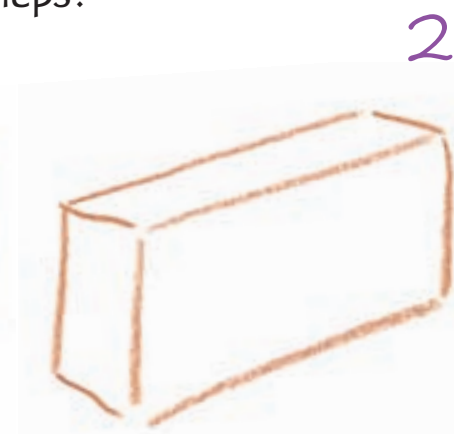


Giving a gift with a pretty presentation is a way of showing affection.

Now try this one in four steps!



We draw two parallel planes.



We add some volume.



We draw a ribbon.



We add a bow we like and paint it.

The fairies love giving presents as well as receiving them.



Flowers in their world

The world of the fairies would not exist without the flowers and there would be no flowers without the fairies.



Some of them like to make themselves small and hide inside the flowers that are still half closed or bell-shaped. They can see everything from there. And they are watching you.



You can draw it in three steps.



Look closely! The same flower in two different positions.



When you do so, look at the shapes carefully and don't rush. Drawing gradually will help you a lot.



Fairy Maisa



1

We start with three shapes.



2

We outline the arms.



3

Now we draw the legs.



4

We draw the dress with the sleeves.



5

We add volume to the hair, arms and legs.



6

We draw the ears and the wings.



We finish the detail and paint her.

7



She is the best swimmer and is very positive.



30



31